

DATA.GOV
EMPOWERING PEOPLE

Search Data.gov SEARCH

HOME ABOUT DATA METRICS OPEN GOVERNMENT BLOGS COMMUNITIES

REVITALIZING AMERICAN MANUFACTURING

Latest Datasets

- America the Beautiful 2010 Coin...
- 2011 Circulating Coin Figures
- 2010 Circulating Coin Figures
- 2011 America the Beautiful Coin...
- Formal Enforcement Actions Fiscal Year...
- Litigation Outcomes Fiscal Year 2012
- Potential Financial Impact Fiscal Year...
- Informal Enforcement Actions Fiscal...
- Persons Naturalized by Gender, Age,...
- Office of Secretary of Defense/Joint...

Evaluating US Open Data for Discovery, Interoperability, and Innovation

*Jeanne Holm
February 2013*



Earthquake and Tsunami Datasets and Information

- Worldwide M+ Earthquakes, Past 7 Days
- RadNet Map Interface for Near-Real-Time Radiation Monitoring Data
- Search other related datasets
- World Earthquake Interactive Map Demo

SEARCH OUR CATALOGS
 SEARCH

DATA AND APPS

- 379,931 raw and geospatial datasets
- 564 government apps
- 236 citizen-developed apps
- 44 mobile apps
- 172 agencies and subagencies
- Suggest a dataset or app!
- 2011 Next Generation Data.gov is interactive, explorative, and social.

COMMUNITIES

Come explore, discuss, meet others in the same field, and develop the data and apps in the community that you care about. Join in the discussions by going to communities below that interest you.

OPEN DATA SEMANTICWEB
HEALTH LAW

OPEN GOVERNMENT

Latest News: Japanese Earthquake and Radiation Data

Real time alerts and data related to the earthquakes off the coast of Japan and radiation levels in US.

What's coming up on Data.gov? Check out Sonny's blog.

LEARN

Are you a teacher, professor, or student? Young people across America are learning about Data.gov and we want you to be part of getting data into the classrooms.

See what teachers are doing, share a lesson plan, showcase an app. Learn what's going on in classrooms today!

SEMANTIC WEB

As the Web of linked documents evolves to include the Web of linked data, we're working to maximize the potential of Semantic Web technologies to realize the promise of Linked Open Government Data. We and our collaborators at the Tetherless World Constellation at the Rensselaer Polytechnic Institute are helping to lead the way in this exciting area!

DEVELOPER'S CORNER

Are you interested in sharing your mashups, apps, and ideas? Do you want to learn how to create app and mashups with some of the data hosted here on Data.gov? Whether you are here to share, learn, collaborate, or innovate—you've come to the right place.

Look at these great government mobile apps and help us to develop more!

About | FAQ | Contact Info | Data Policy | Accessibility | Privacy Policy | Sitemap
DATA.GOV

- Provides instant access to ~400,000 datasets in easy to use formats
- Contributions from 180 agencies, UN, and World Bank
- Encourage development of innovative applications
- Drive innovation and knowledge use across the globe

US Digital Strategy

- Ensure that as the government adjusts to this new digital world, we seize the opportunity to procure and manage devices, applications, and data in smart, secure and affordable ways
- Unlock the power of government data to spur innovation across our Nation and improve the quality of services for the American people

WhiteHouse.gov/digitalgov



1. Gather data

- from many places and give it freely to developers, scientists, and citizens

2. Connect the community

- in finding solutions to allow collaboration through social media, events, and platforms

3. Provide an infrastructure

- built on standards and interoperability

4. Encourage technology developers


- to create apps, maps, and visualizations of data that empower people's choices

5. Gather more data

- and connect more people




“A Strategy for American Innovation” published September 2009

 alpha.data.gov Co En He Ed De

A collection of **open data** from the government, private sector, and non-profits that are fueling a **new economy**.

COMMERCE



GPS
Real-time location for your apps and services using a space-based satellite navigation system.

Weather
Atmospheric measurements like temperature and precipitation.

Census Data
Current and historic population and economic indicators for the USA.

ENERGY

Outlook and Analysis
Independent statistics and analysis on energy.

Your Energy Usage
Green Button is an industry-led standard for energy consumption.

Energy Star
Comprehensive product lists, vendors, and detailed models on product life energy consumption.

Your Car's Data Stream
As cars become more like laptops, they generate valuable data to build apps on.

Energy Decision Tools
Software assists with solar energy system designs and building heating/cooling.

[See all energy datasets for tools.](#)

Open Communities



Community	
Developers	✓
Safety	✓
Energy	✓
Health	✓
Law	✓
Education	✓
Ocean	✓
Manufacturing	✓
Business	✓
Ethics	✓
States	✓
Counties	✓
Cities	✓
Sustainable Supply Chain	✓
<i>+ many more...</i>	

Energy Drives Innovation

- Energy.Data.gov connects innovators, industry, academia, and government at federal, state, and local levels



An Official Web Site of the United States Government Thursday, November 3, 2011 | Text: A A A | Share

DATA.GOV / ENERGY BETA Login | Sign Up

WELCOME TO ENERGY.DATAGOV
where data and insight are combined to facilitate public discussion and awareness of our Nation's energy activities. Whether you are interested in alternative fuels, managing buildings to be more energy efficient, or trying to manage energy in your own home, we have something for you. Look at the data, use the apps, join the conversation.
[Make a Suggestion](#)

SPECIAL FEATURES CODE FOR LIVABILITY
[VIEW MORE](#)

Home Data/Tools Apps Maps Challenges Resources Blogs Forums Search This Community... SEARCH

Data.gov » All Communities

Welcome



Energy.data.gov is a new open government initiative to increase awareness of and deepen insights into our Nation's energy performance. Energy.data.gov brings together high-value datasets, tools, and applications to shed new light on energy use. These free datasets and tools have been gathered from agencies across the Federal government with the goal of empowering all Americans to understand energy

Energy Data Features



An early focus of Energy.data.gov is on energy use in homes and buildings and opportunities for energy efficiency, especially among Federal government buildings. For the first time ever, Energy.data.gov now features detailed data on historical energy consumption and costs of all Federal agencies back to 1975 by agency, end-use sector, and energy type.

Challenges



To maximize opportunities for education and entrepreneurship across a diverse set of energy subjects, Energy.data.gov has challenges, prizes, and competitions that relate to energy data in meaningful and engaging ways. Compete in a challenge, get to know winners of previous challenges, ask questions, and share your great ideas!

- Energy.Data.gov works with groups and challenges across the nation to innovate around federal data

Challenges Spark Ideas

CHALLENGES

Want to get involved in helping to solve an energy problem that you see in your home, community, or country? Join in on one of our challenges. Challenges range from brainstorming ideas to creating applications to proposing research. Not ready to jump in? Then come and see how others have responded and look at the winners of previous challenges.

Open Challenges



sustainability to the forefront of peoples' everyday lives. Join us on January 21-22, 2011 to make a difference!

Code for Livability

The Partnership for Sustainable Communities is hosting a code-a-thon to bring together citizens, developers, and government personnel to work on solutions that bring



2011 ENERGY STAR National Building Competition: Battle of the Buildings

It's an energy savings battle as 245 buildings compete to see who can be the most efficient.

Resources:

- CBECs
- CEUS
- EnergyIQ
- Portfolio Manager
- NREL Renewable Energy Certificate and Green Power Markets



America's Home Energy Education Challenge

Participate in three great ways:


- Have your class or school join in the Home Energy Award by saving energy and win prizes for

your school!

- Feeling artistic? Design a conservation plan and poster.
- Shall we play a game? Compete in the Energy Fitness Award with online games, quizzes and activities to earn prizes for you and your school.

Resources:

- EnergySmart
- EnergySavers.gov



Apps for the Environment

EPA challenges you to find new ways to combine and deliver environmental data in a new app. In the Apps for the Environment challenge, you have free reign to make an app that uses EPA data, addresses one of Administrator Lisa Jackson's Seven Priorities, and is useful to communities or individuals. EPA encourages you to use other environmental, energy, and health data too. The winners will be honored at a recognition event in Washington, D.C. this fall and the winning apps will be publicized on EPA's website. EPA is counting on you to come up with exciting and useful new apps!



Build your own challenge for energy efficiency

You can use this platform and process to employ ENERGY STAR tools and resources in your energy improvement

efforts.



Rooftop Solar Challenge

Be part of a national effort to make clean solar electricity cost-competitive for your community.





Data Drives Decisions

- Apps transform data in understandable ways to help people make decisions

MOBILE APPS

These apps are available on your mobile device, some are available in only a single format and others in multiple formats. Each icon links to the appropriate format when available. A "mobile web" app is designed for optimum use over your mobile device through its built-in web browser.





Showing 1-4 of 5

AIRNow	Alternate Fuel Locator	Fuel Economy.gov	Sustainable Facilities Tool
			
Provides real-time air quality information that you can use to protect your health when planning your day.	Find fueling stations for your alternative fuel vehicle on-the-go with the U.S. Department of Energy's Alternative Fueling Station Locator.	Calculate gas mileage (MPG), annual fuel costs, annual petroleum use, and the carbon footprint information for your car or truck.	Identify and prioritize green building strategies to improve environmental and cost performance for small building projects.
Download iOS App Download Android App	Access Mobile Web	Access Mobile Web	Download iOS App Download Android App Download BlackBerry App

1 2

3 APPS

Showing 1-4 of 35

Alternative Fueling Station Locator	Bioenergy Knowledge Discovery Framework	Biopower Mapping Application	Energy Index for Commercial Buildings
			
Mapping application of alternative fueling stations across the U.S. including biodiesel, CNG, E85, drogen, LNG.	Spatial planning application used to identify bioenergy resources and logistical constraints with project planning.	Spatial planning application to analyze potential scenarios for developing biomass power or biofuel facilities.	Benchmarking application for commercial buildings allowing users to compare their energy use to national average.



App Store > Business > Noblis, Inc.

SF Mobile

Description

Sustainable Facilities Mobile (SF Mobile) brings valuable sustainable building and workplace design guidance from the U.S. General Services Administration's (GSA) Sustainable Facilities Tool (http://www.sftool.gov) into your hands wherever you go. SF Mobile makes it easy for both government and private-sector prope...

SF Mobile Support >

Free App

Category: Business
Released: May 24, 2011
Version: 1.0
Size: 0.6 MB
Language: English
Seller: Noblis, Inc.
© 2011 Noblis, Inc.

Rated 4+

Requirements: Compatible with iPhone, iPod touch, and iPad. Requires iOS 3.0 or later.

iPhone Screenshots

Carrier 10:53 AM
Carrier 10:44 AM
Carrier 10:54 AM

Sustainable Facilities Mobile

EXPLORE
Examine different interior spaces and learn design strategies to enhance sustainability.

EVALUATE
Evaluate materials to learn their sustainable benefits and considerations.

LEARN
Search for definitions of commonly used sustainability terms in the term glossary.

EXPLORE
Choose a space to explore it.

BreakParty
CompuLAN room

Richard Conference
Chris Office Desk

EVALUATE

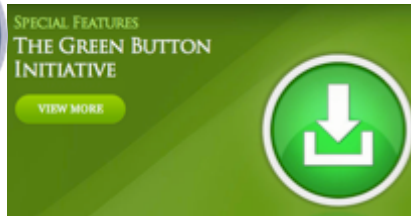
Clear System or Check
Solid Wood

Description
There are many different species of wood that can be used including reclaimed, suppress wood from responsibly managed

Legend
Benefit Consideration

REQ

Green Button




- Anyone can download their home or business energy use data from their local utility
- Then use apps to manage their energy use to save money and go green
- More at Energy.Data.gov









Easy to Find Data


2009 ACRES AFS AQS ARRA Air Force Air Major Air Minor Army Bankruptcy Brownfields CA
 CAMDBS CERCLIS California Case Chemical Chemical Pollution
 Chemical Release Chemicals Coast Guard Current Data DOC DUNS
 Defence Defense Department of Commerce DoD EPA EPCRA EPCRA 313 FRS
 FRS Data Final Rule Form A Form R HCRIS Hazardous ICIS IP LQG
 Labor Labor Organization Lake Levels Marine Corps Marines NAICS NCDB NCES NEI NEPA
 NLRB NPDES NPL National Science Foundation Navy PBT PCS RCRA RCRAINFO RFS RMP
 Report Reservoir Levels Right to Know SDWS SIC SQG SSTS STATE Superfund
 TRI TRI 2009 Data TRI Data TRI Data TRI Preliminary Data
 TRI Report TRI Reporting TRI State Data TRIS TSD TVA
 Lake Levels TVA Reservoir Levels Toxic Toxic Release Toxic Release
 Inventory Toxics Toxics Release Toxics Release
 Inventory Transporter U.S. Fish and Wildlife Service U.S. Patent & Trademark Office U.S. Patent
 and Trademark Office US Patent and Trademark Office USAF USCG USMC USN USPTO Union United
 States United States Patent and Trademark Office XML affiliation type aircraft bibliographic data biota
 children community community right to know comparison occasional
 facilities creditors critical habitat data.gov education emergency services energy environment
 environmental interest type examine facilities facility facility registry identifier facility site
 federal data download federal datasets file grant hc hoaps health hhs home health agencies
 hospital compare hospital list hospital type industries industry innovation intellectual



View Types

-  Datasets
-  Filtered Views
-  Charts
-  Maps
-  Calendars
-  Forms

An Official Web Site of the United States Government Hello, Sam Administration Sign out





HOME
MY DATA.GOV
TOOLS
COMMUNITY
METRICS
OPEN DATA SITES
GALLERY
WHAT'S NEW

HARVARD BUSINESS SCHOOL CASE STUDY ON DATA.GOV

Harvard Business School created a case study of the Data.gov evolution to help drive learning in how to open up government data and...

View More







DRG Payments
A breakdown of California DRG Payments, graphed against their respective condition.

\$39,147,222
Total salary budget for the White House

2009 Report to Congress
As released by the White House, here is the title and salary of every White House Office employee.



GDP by Country
World GDP listed by country and continent.



Renal Dialysis Facility Medicare Cost Report - 2008
A collection of Renal Dialysis Facility Medicare cost report data from the CMS Form 256-04.

Search & Browse Datasets and Views Most Relevant

#	Name	Popularity	Type
1.	Survey of Patients' Hospital Experiences (HCAHPS) hospital compare, hoahos, quality, ratings, ... A list of hospital ratings for the Hospital Consumer Assessment of Healthcare Providers and Systems	22,982 views	
2.	Hospital Outcome of Care Measures hospital compare, outcome of care, ooc, quality, ... "Outcome of Care A list of hospitals and the corresponding Outcome of Care rates for certain conditions.	11,309 views	
3.	Nursing Home Compare - Survey Dates nursing home, nhc, survey dates, ... A list that provides the three most recent health and fire safety inspection dates for each nursing home.	7,849 views	
4.	Hospital General Information hospital compare, hospital list, ... A list of all Hospitals that have been registered with Medicare. The list includes addresses, phone numbers,	6,709 views	
5.	Hospital Medicare Payment And Volume Measures hospital compare, mps, hc, quality, ratings, ... A database displaying the average payment by Medicare for each medical condition or surgical procedure	5,783 views	
6.	Nursing Home Compare - Survey Deficiency nursing home, nhc, safety, health, fire safety, ... A list that provides the survey deficiencies found during the nursing home annual inspection. Categories	5,300 views	
7.	Home Health Care Facilities nhc, facilities, quality, ratings, comparison, ... A list of all Home Health Facilities that have been audited with Medicare. The list includes addresses,	4,780 views	

View Types

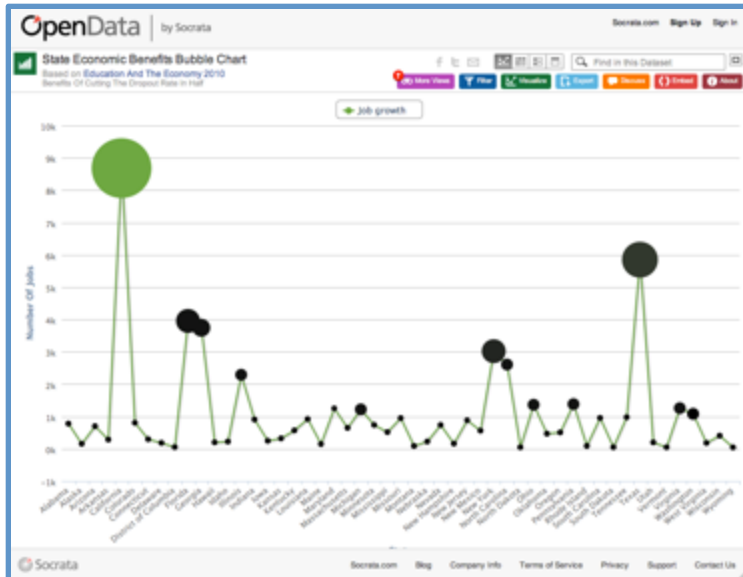
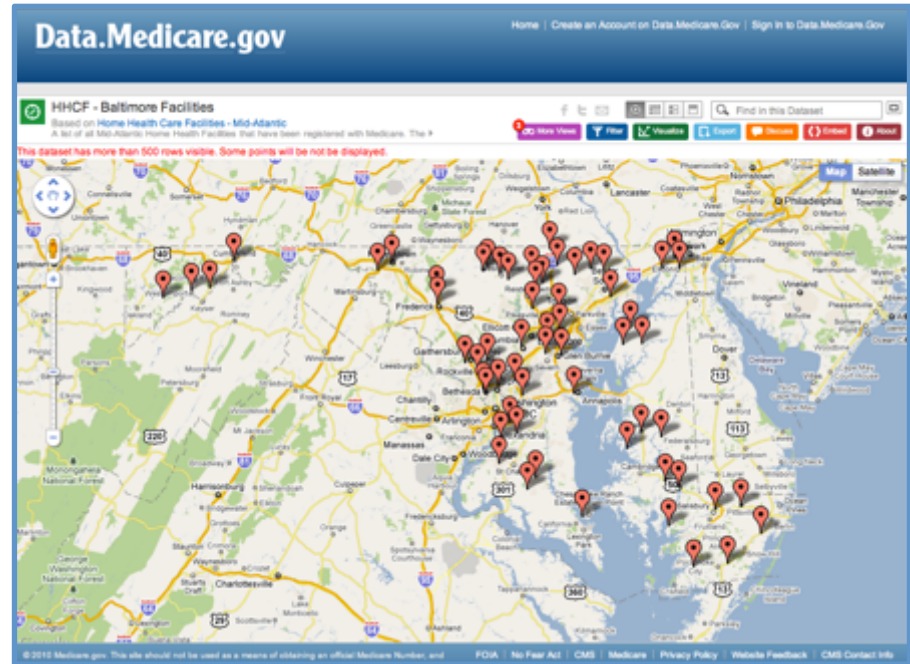
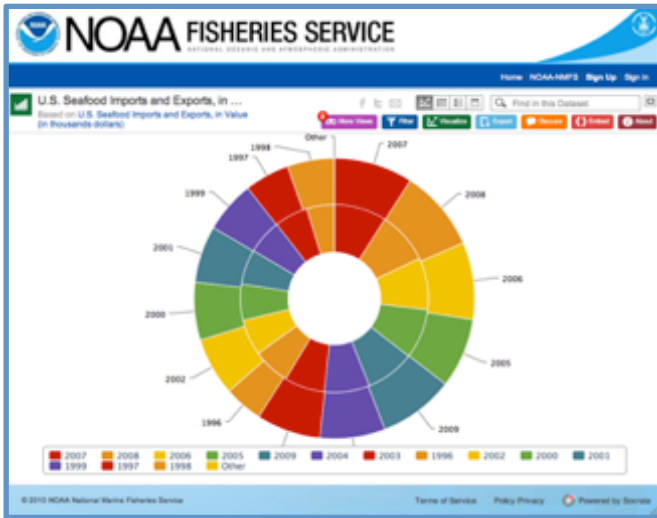
- Datasets
- Filtered Views
- Charts
- Maps
- Calendars
- Forms

Categories

- Agriculture
- Arts, Recreation, and Travel
- Banking, Finance, and Insurance
- Births, Deaths, Marriages, and Divorces
- Business
- Business Enterprise
- Census

11

The Power of Visualizations



Data.Medicare.gov

Home | Create an Account on Data.Medicare.Gov | Sign In To

Hospital Compare | Dialysis Facilities | Home Health Agencies | Helpful Contacts | Nursing Home | Medical Equipment Suppliers

Unsaved View | Save As... | Revert

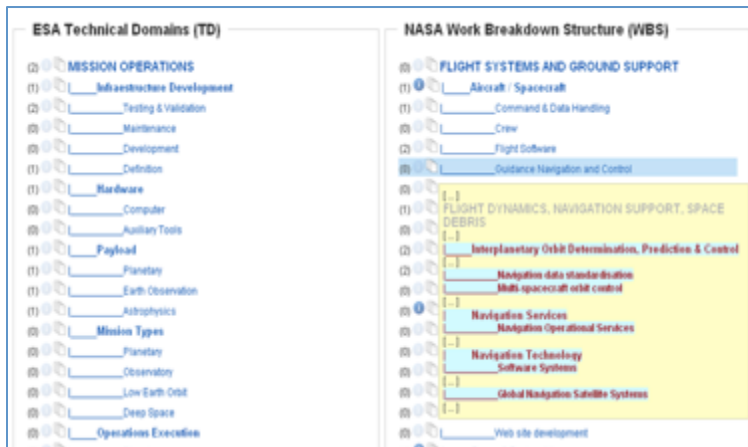
Based on Survey of Patients' Hospital Experiences (HCAHPS)
A list of hospital ratings for the Hospital Consumer Assessment of Healthcare Providers and Systems (HCAHPS). HCAHPS is a

Hospital Name	Address 1	City	Phone Number	Percent of patients who reported th	Percent of patients who rep
1 VIRGINIA MASON MEDICAL CENTER	1100 NINTH AVENUE (PO BOX 9)	SEATTLE	2062236600	3%	
2 SWEDISH MEDICAL CENTER/CHERRY H	500 17TH AVENUE	SEATTLE	2063202000	4%	
3 GROUP HEALTH CENTRAL HOSPITAL	201 - 16TH AVENUE EAST	SEATTLE	2063263000	5%	
4 NORTHWEST HOSPITAL	1550 NORTH 115TH STREET	SEATTLE	2063640500	6%	
5 SWEDISH MEDICAL CENTER	747 BROADWAY	SEATTLE	2063866000	6%	
6 UNIVERSITY OF WASHINGTON MEDICAL	1959 NE PACIFIC ST	SEATTLE	2065983300	4%	
7 HARBORVIEW MEDICAL CENTER	325 9TH AVENUE	SEATTLE	2067313000	7%	

Powered Through Advanced Technologies



- Provides developers tools and raw data formats to develop new capabilities
- Partnership with
 - W3C: eGov Interest Group + activities, standards, and recommendations
 - RPI for research in semantic web and open linked data



- Data hosted in the cloud
- Open source platform
- Builds on ontologies developed in specific areas



US Open Government Action Plan



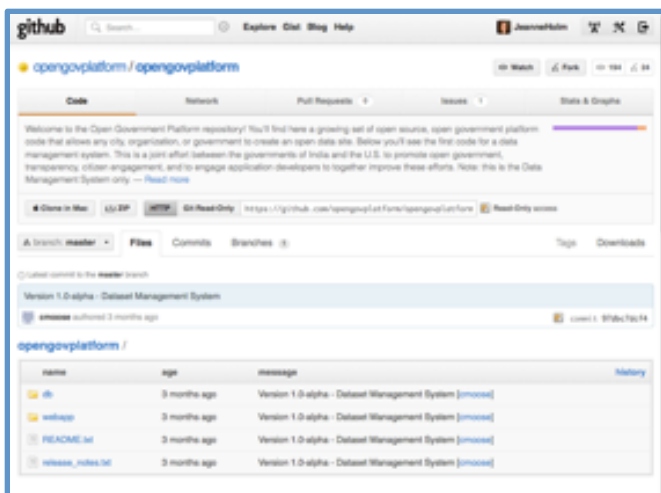
- On 20 September 2011, President Obama announced at the UN General Assembly...
 - Contribute Data.gov as a platform (Government of India and the U.S.)
 - Foster communities on Data.gov
 - Health, energy, and law plus new communities in education, research and development, and public safety



Open Government Platform (OGPL)



- Open source co-developed by Governments of India and US under a bilateral agreement with Department of State
- Data.gov will be on OGPL in December
- Coordinating with open data providers, platforms, W3C, World Bank, CKAN, and open source developers worldwide
- Public comments and tracker on Github
- Drupal 6 operational code available now
- Drupal.org formal project process underway
- Email, Github, Facebook, Drupal.org, and Twitter for discussion
 - <https://github.com/opengovtplatform>
 - <http://www.opengovplatform.org>



Data.gov Capabilities

- Present

- Dataset Management

- Workflow engine and metadata editor
- Extended Dublin Core

- Search

- Keyword and faceted filtering
- 6.7 billion triples

- Geo

- Search, harvest, and visualize via www.geoplatform.gov

- Vocab.Data.gov

- Vocabulary and schema engine for linked data
- URIs for all health data



- Future

- OGPL

- Open source platform
- Drupal + CKAN

- API key registry

- API key authorization
- Application statistics

- Enhanced search

- Federated catalogs across agencies, cities, and topics
- ADMS-based metadata

- Vocab.Data.gov

- Federated ontologies
- URIs for all data

5 Star Data



- Ontologies and schema adoption and augmentation with
 - Schema.org, IEEE, ISO, AGU, OASIS, and others
 - Crowdsourced folksonomies
- RPI and Professor Jim Henderl
 - Lead for semantic web for Data.gov



Rensselaer



International Partnerships for Better Data

- W3C leadership (w3c.org)
 - Government Linked Data Working Group
 - eGovernment Interest Group (join for free!)
- Government of India
 - Shared leadership in the Open Government Platform
- CKAN
 - Co-developing components of the Open Government Platform
 - Open Knowledge Foundation



सत्यमेव जयते

Government of India



ckan

Ontologists!

- *Looking for suggestions and ideas from Ontolog members between now and the Summit on May 2 and 3*
- Seeking good examples of ontologies for government data!
- Forming an open source community group to help define, identify existing instances, moderate, and grow a federal ontology for open data and management model
- If you are interested, contact Jeanne Holm
 - @JeanneHolm
 - jholm@jpl.nasa.gov

US Open Data at Cities, Counties, and States

DATA.GOV / CITIES
My account | Logout
Logged in as: Anonymous

WELCOME TO CITIES.DATA.GOV

Showcasing the applications and opportunities for harnessing the power of open data across the nation. City officials and developers working together to help improve the information available to city residents.

Data in Cities.Data.Gov is not federal data and not subject to the Data.gov data policy.

Home Admin Link Edit Panel Log Edit Export Broadcast Data Devel Apps

SEARCH

Residents



Looking for cool ways to explore your city, services, and information? Check out the data provided by your government and the apps people have created with them. From family-friendly parks to A-rated dining to open parking spaces explore this site.

If you don't find your city here, let us know and we'll send the message to your city official.

Developers



Got an idea for an app? We've got data! Find examples and open challenges check out the Challenge tab above. For additional developer resources, check out Data.gov.

You can view the policies of data from the participating federal government.

City Officials



Want to add your city to Cities.Data.gov? If you have an open data site or catalog, please let us know if you are interested in joining in this effort.

Most Relevant
hospital

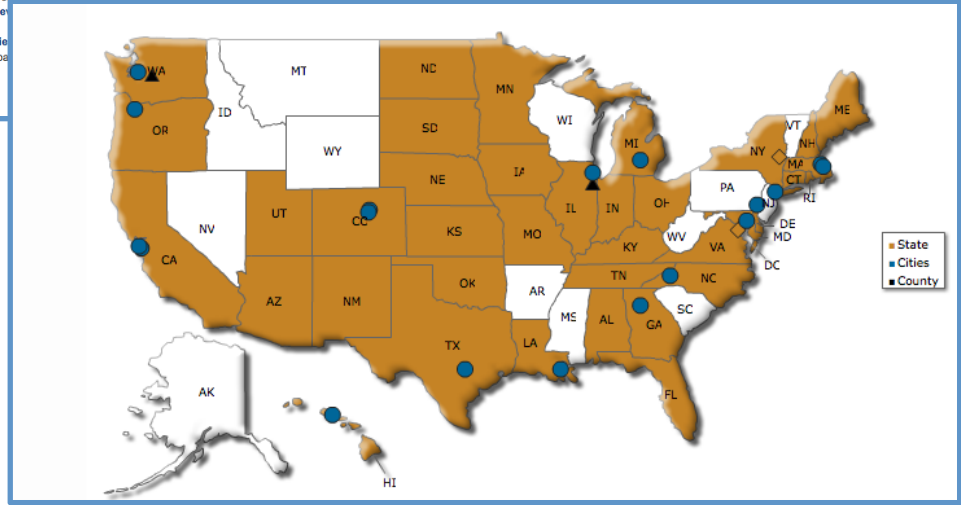
Federated Domains

- data.baltimorecity.gov
- data.cityofchicago.org
- data.cityofnewyork.us
- data.hawaii.gov
- data.honolulu.gov
- data.mo.gov
- data.seattle.gov
- data.sfgov.org
- data.somerville.ma.gov
- explore.data.gov

View Types

- Datasets
- External Datasets
- Files and Documents
- Filtered Views
- Charts
- Maps
- Calendars
- Forms

	Name	Popularity	Type
1.	Hospitals Community hospitals Provided by data.seattle.gov Hospitals in Seattle	475 views	<input type="checkbox"/>
2.	Hospital Geographic shape, shp, esri, hospital Provided by data.baltimorecity.gov ESRI Shp file of hospital locations.	0 views	<input checked="" type="checkbox"/>
3.	Hospitals Community health, hospital, emergency Provided by data.baltimorecity.gov This data set shows the location of Baltimore City hospitals.	0 views	<input type="checkbox"/>
4.	Hospitals in Hawaii Health hospital Provided by data.hawaii.gov Department of Health Hospitals listing	0 views	<input type="checkbox"/>
5.	Map Hawaii Hospitals Health hospital Provided by data.hawaii.gov Department of Health Hospitals listing	0 views	<input checked="" type="checkbox"/>
6.	Hospitals - KMZ Geographic kmz, kmz, hospital, institution, health Provided by data.baltimorecity.gov KMZ file of hospital locations.	0 views	<input checked="" type="checkbox"/>
7.	Public Health Statistics- Diabetes hospitalizations in Chicago, 2000 - 2011 Health & Human Services diabetes, hospitalization, chronic diseases Provided by data.cityofchicago.org This dataset contains the annual number of hospital	624 views	<input type="checkbox"/>
8.	Federated from data.honolulu.gov Hospitals Provided by data.honolulu.gov Feature Service of Hospitals/Medical Centers within the City &	0 views	<input checked="" type="checkbox"/>
9.	Public Health Statistics - Asthma hospitalizations in Chicago, by year, 2000 - 2011 Health & Human Services asthma, chronic, hospitalization, respiratory, ... Provided by data.cityofchicago.org This dataset contains the annual number of hospital	0 views	<input type="checkbox"/>
10.	Hospital Compare Social Insurance and Human Services ... hospital quality measures, ... explore.data.gov it is used by the Hospital Compare tool can be	0 views	<input checked="" type="checkbox"/>



U.S. States	U.S. Cities and Counties	International Countries	International Regional
40	21	39	115

A Global Movement Has Begun to Provide Transparency and Democratization of Data



United States	Argentina	Australia	Austria	Bahrain	Belgium	Brazil	Canada
Chile	China	Denmark	Estonia	Finland	France	Germany	Ghana
Greece	Hong Kong	India	Ireland	Italy	Kenya	Mexico	Moldova
Morocco	Netherlands	New Zealand	Norway	Peru	Portugal	Republic of Korea	Russia
Saudi Arabia	Singapore	Slovak Republic	Spain	Sweden	Timor-Leste	Tunisia	United Arab Emirates
United Kingdom	Uruguay						
European Union	OECD	United Nations	World Bank				

Don't see your site?
Update via @usdatagov

The Path Ahead

- Bring data up and out of government to the public ★
- Make data accessible and linked ★★★★★
- Create communities to understand and apply data
- Connect and collaborate with small businesses, industry, and academia to drive innovation
- Continue to develop OGPL with community development
- Share with others to understand global issues

*We need to securely architect our systems
for interoperability and openness from conception.*

—Digital Government

***Let's work together to set the
data free!***

www.Data.Gov
@usdatagov